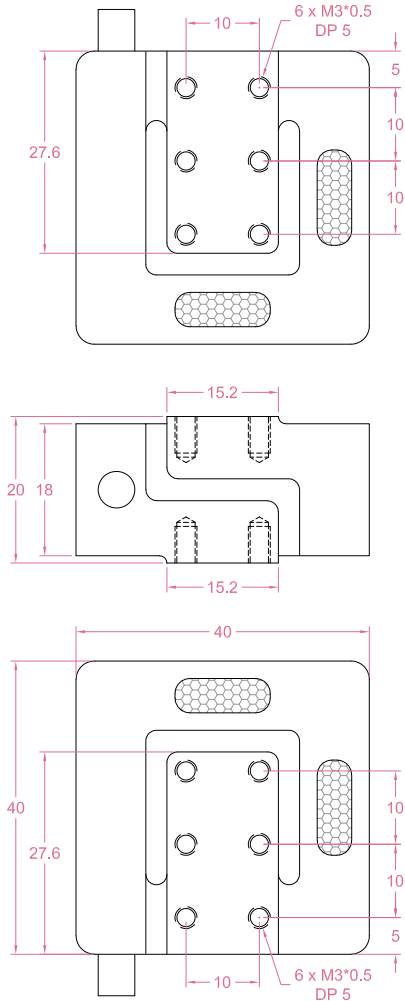




Dimensions in "mm"



Order example:

2 x LCM09 - 10kg - A

Quantity      Model      Capacity (Fx=Fy=Fz)      A: Aluminum  
S: Stainless steel

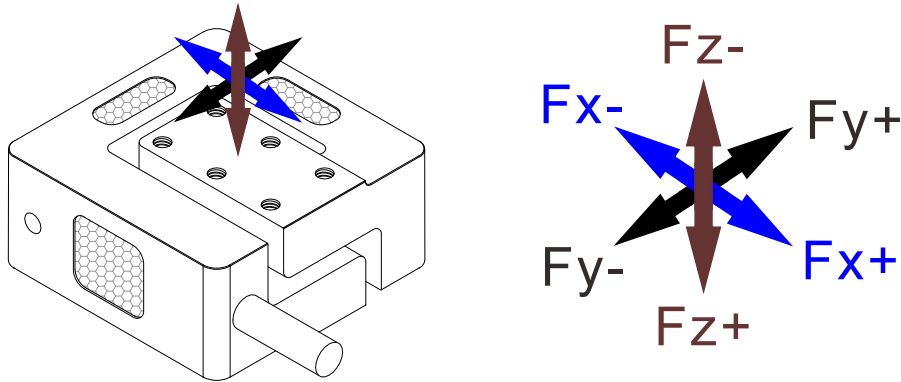
Email to [sales@loadcellsensor.com](mailto:sales@loadcellsensor.com) for a quote

Specifications			
Rated Capacity	Aluminum: Fx=Fy=Fz=5/10/20 kg Stainless steel: Fx=Fy=Fz=10/20/50/100 kg		
Rated Output	1.0 mV/V	Crosstalk	<3% F.S.
Excitation	3~15V	Operating Temp.	-10...+60°C
Zero Balance	±0.1 mV/V	Temp. Coeff. of Zero	±0.03% F.S./°C
Nonlinearity	±0.3% F.S.	Temp. Coeff. of Span	±0.02% F.S./°C
Hysteresis	±0.3% F.S.	Input Resistance	1000±100 Ohms
Nonrepeatability	±0.1% F.S.	Output Resistance	1000±100 Ohms
Creep(2min)	±0.2% F.S.	Insulation Resistance	>2000M Ohms(50V)
Safe Load Limit	150% F.S.	IP Rating	IP62
Breaking Load	200% F.S.	Element Material	5/10/20kg: Aluminum 10/20/50/100kg: Stainless steel
Cable	Ø5*3000mm 12-conductor shielded cable		

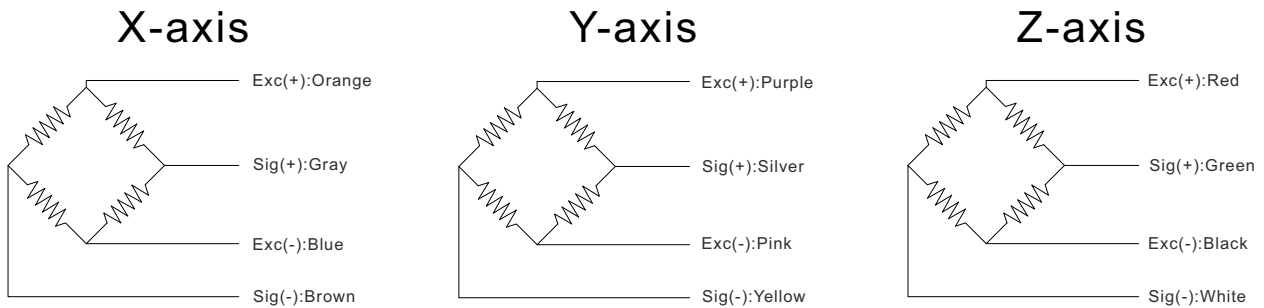
• LCS reserves the right to modify its design and specifications without notice



Load direction



Wiring Code



Shield is NOT connected to the sensor body

Sensor/Amplifier/Indicator

Items	Power supply	Output/Function
LCM09	3-15V (Constant)	-15mV...+15mV (Depending on the power supply)
LCM09 + Analog amplifier	12~24V DC	0-3.3V,0-5V,0-10V,0-2.5-5V,0-5-10V -3.3-3.3V,-5-5V,-10-10V 0-20mA,4-20mA,4-12-20mA...
LCM09 + Digital amplifier	12~24V DC	RS485 or RS232 output

[Email us for datasheet of amplifiers](#)