
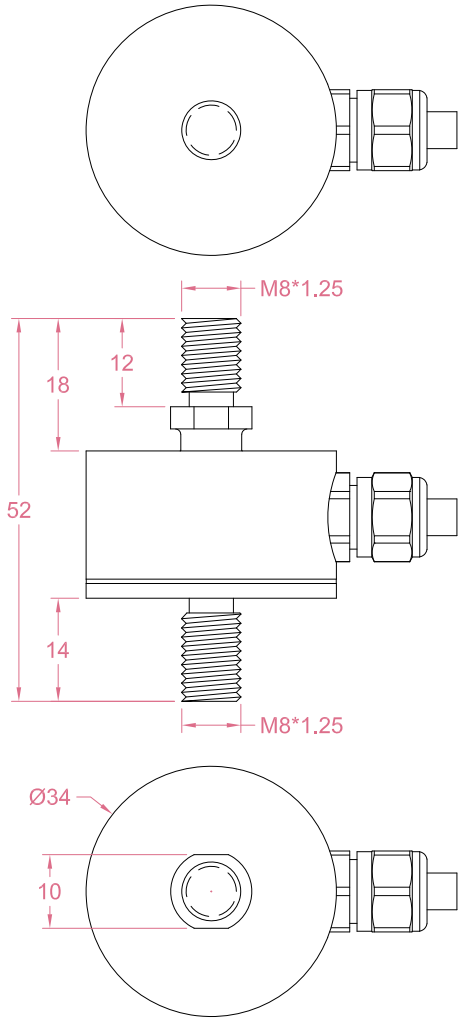




Dimensions in "mm"



Order example:

2 x LCR06 - 5kN

Quantity Model Capacity

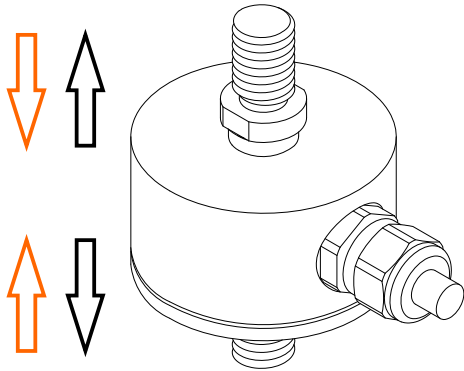
Email to sales@loadcellsensor.com for a quote

Specifications			
Rated Capacity	0.5/1/2/3/5 kN		
Rated Output	1.5 mV/V	Compensated Temp.	0...+40°C
Excitation	3~15V	Operating Temp.	-20...+60°C
Zero Balance	±0.06 mV/V	Temp. Coeff. of Zero	±0.02% F.S./°C
Nonlinearity	±0.3% F.S.	Temp. Coeff. of Span	±0.02% F.S./°C
Hysteresis	±0.3% F.S.	Input Resistance	750±50 Ohms
Nonrepeatability	±0.1% F.S.	Output Resistance	750±50 Ohms
Creep(5min)	±0.05% F.S.	Insulation Resistance	>2000M Ohms(50V)
Safe Load Limit	150% F.S.	IP Rating	IP66
Breaking Load	200% F.S.	Element Material	Stainless steel
Cable	Ø4*3000mm 4-conductor shielded cable		

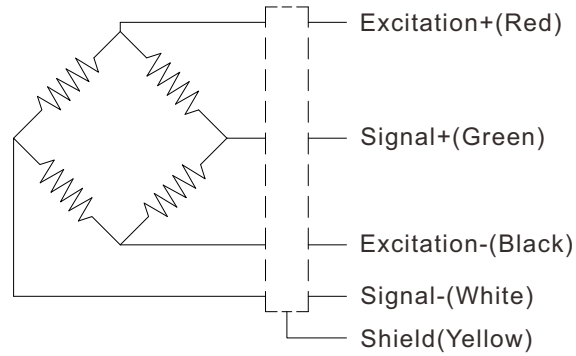
• LCS reserves the right to modify its design and specifications without notice



Load direction



Wiring Code@Compression



Shield is NOT connected to the sensor body

Sensor/Amplifier/Indicator

Items	Power supply	Output/Function
LCR06	3-15V (Constant)	-22.5mV...+22.5mV (Depending on the power supply)
LCR06 + Analog amplifier	12~24V DC	0-3.3V,0-5V,0-10V,0-2.5-5V,0-5-10V -3.3-3.3V,-5-5V,-10-10V 0-20mA,4-20mA,4-12-20mA...
LCR06 + Digital amplifier	12~24V DC	RS485 or RS232 output
LCR06 + Indicator	12~24V DC	Display force value Switch/Relay output Peak holding RS485/RS232 interface 0-5V/0-10V/4-20mA output

[Email us for datasheet of amplifier and indicator](#)

Customization options

Cable (Length/Specifications/Connectors)
Dimensions and measuring range
Working Temperature (-40°C...+150°C)
IP Rating (Up to IP68)