
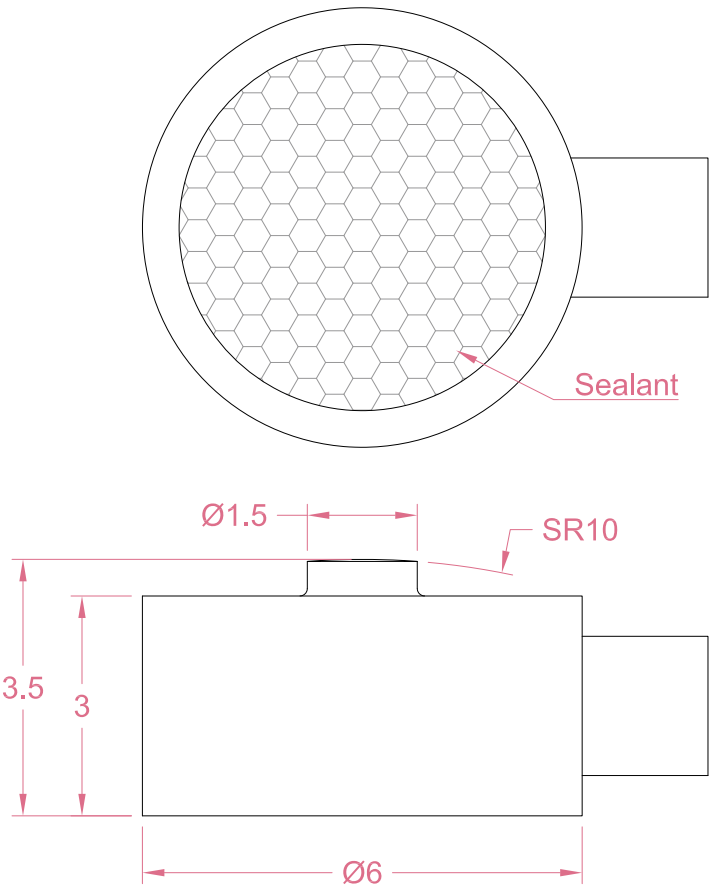




Dimensions in "mm"



Order example:

2 x LCB6D - 5kg

Quantity Model Capacity

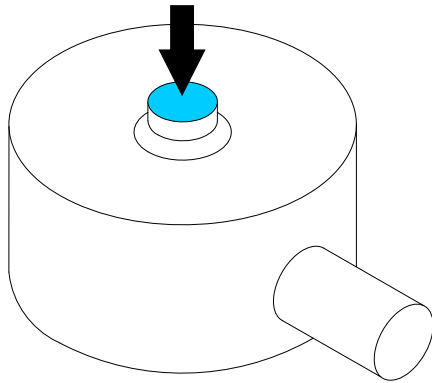
Email to sales@loadcellsensor.com for a quote

Specifications			
Rated Capacity	5/10/20 kg		
Rated Output	1.0 mV/V	Compensated Temp.	0...+40°C
Excitation	3~6V	Operating Temp.	-20...+60°C
Zero Balance	±0.1 mV/V	Temp. Coeff. of Zero	±0.05% F.S./°C
Nonlinearity	±1% F.S.	Temp. Coeff. of Span	±0.05% F.S./°C
Hysteresis	±1% F.S.	Input Resistance	500±50 Ohms
Nonrepeatability	±0.5% F.S.	Output Resistance	500±20 Ohms
Creep(5min)	±0.5% F.S.	Insulation Resistance	>2000M Ohms(50V)
Safe Load Limit	150% F.S.	IP Rating	IP62
Breaking Load	200% F.S.	Element Material	Stainless steel
Cable	Ø1.9*2000mm 4-conductor shielded cable		

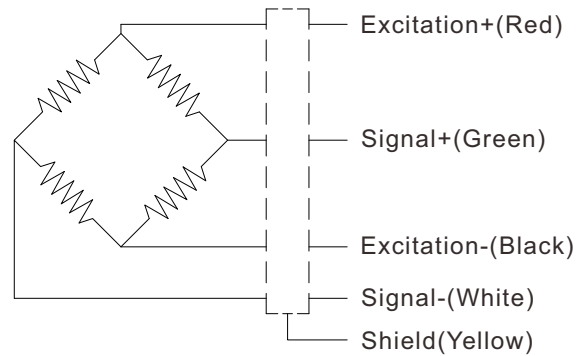
• LCS reserves the right to modify its design and specifications without notice



Load direction



Wiring Code



Shield is NOT connected to the sensor body

Sensor/Amplifier/Indicator

Items	Power supply	Output/Function
LCB6D	3-6V (Constant)	0...+6mV (Depending on the power supply)
LCB6D + Analog amplifier	12~24V DC	0-3.3V,0-5V,0-10V, 0-20mA,4-20mA...
LCB6D + Digital amplifier	12~24V DC	RS485 or RS232 output
LCB6D + Indicator	12~24V DC	Display force value Switch/Relay output Peak holding RS485/RS232 interface 0-5V/0-10V/4-20mA output

[Email us for datasheet of amplifier and indicator](mailto:sales@loadcellsensor.com)