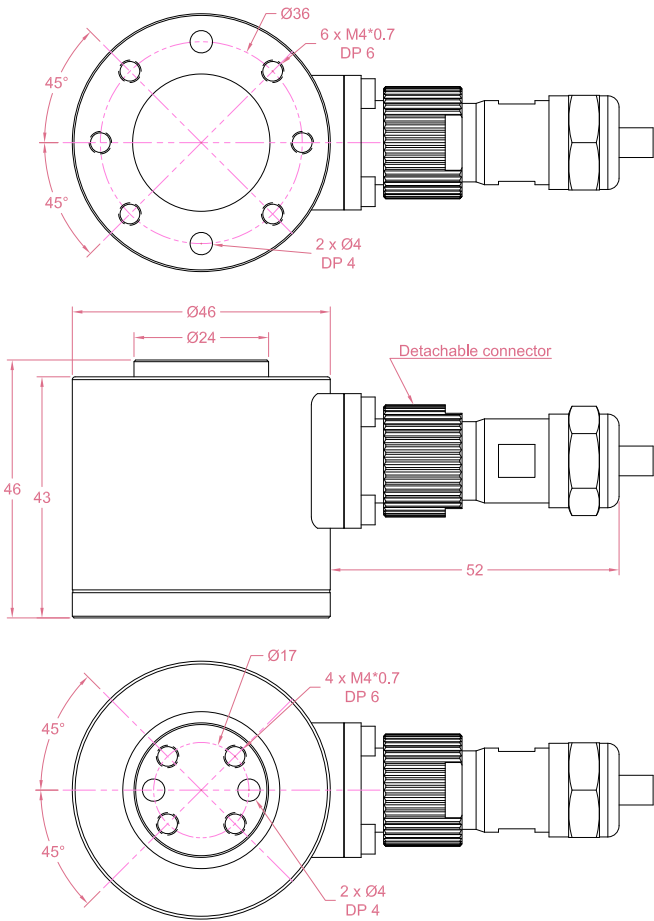




Dimensions in "mm"



Order example:

1 x LCM6A - E

Quantity Ordering part No.

Email to sales@loadcellsensor.com for a quote

Specifications			
Rated Capacity	Refer to ordering part No.		
Rated Output	1.0 mV/V	Compensated Temp.	0...+40°C
Excitation	3~12V	Operating Temp.	-20...+60°C
Zero Balance	±0.05 mV/V	Temp. Coeff. of Zero	±0.03% F.S./°C
Nonlinearity	±0.3% F.S.	Temp. Coeff. of Span	±0.03% F.S./°C
Hysteresis	±0.3% F.S.	Input Resistance	Fx/Fy: 350±30 Ohms Fz: 700±30 Ohms
Nonrepeatability	±0.1% F.S.	Output Resistance	Fx/Fy: 350±10 Ohms Fz: 700±10 Ohms
Creep(3min)	±0.05% F.S.	Insulation Resistance	>2000M Ohms(50V)
Safe Load Limit	150% F.S.	IP Rating	IP60
Breaking Load	200% F.S.	Element Material	Stainless steel
Cable	Ø5.3*3000mm 12-conductor		

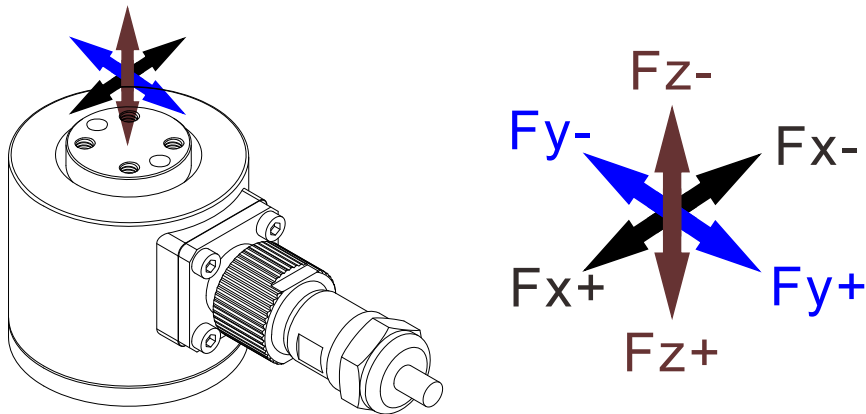
Ordering part No.: Model - Code			
Model	Code	Capacity	
		Fx=Fy	Fz
LCM6A	A	5kg	5kg
	B	5kg	10kg
	C	10kg	10kg
	D	10kg	20kg
	E	20kg	20kg
	F	30kg	30kg
	G	30kg	50kg
	H	50kg	50kg
	I	50kg	100kg
	J	100kg	100kg
	K	100kg	200kg

Example: LCM6A-B means:
Fx capacity: 5kg
Fy capacity: 5kg
Fz capacity: 10kg

• LCS reserves the right to modify its design and specifications without notice

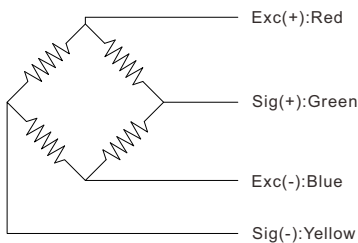


Load direction

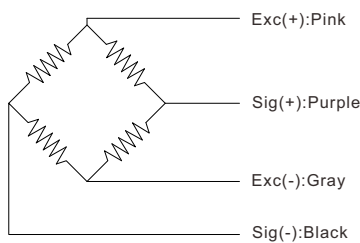


Wiring Code

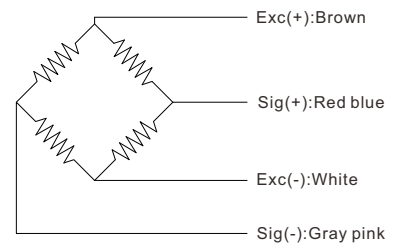
X-axis



Y-axis



Z-axis



Sensor/Amplifier/Indicator

Items	Power supply	Output/Function
LCM6A	3-12V (Constant)	-12mV...+12mV (Depending on the power supply)
LCM6A + Analog amplifier	12~24V DC	0-3.3V,0-5V,0-10V,0-2.5-5V,0-5-10V -3.3-3.3V,-5-5V,-10-10V 0-20mA,4-20mA,4-12-20mA...
LCM6A + Digital amplifier	12~24V DC	RS485 or RS232 output
Email us for datasheet of amplifiers		